

Sample Client - Executive Deferred Compensation Plan

Benefit Statement for the Period January 1, 2015 to December 31, 2015

Jill Doe

Contact Information

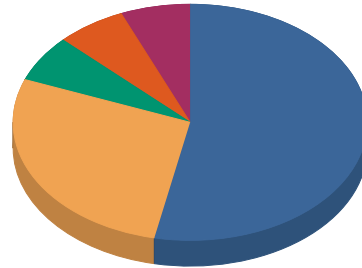
Jill Doe
123 Retirement Lane
XYZ, LA 70760

Participant Profile

Date of Birth 01/01/1971
Date of Hire 01/01/2005
Plan Entry Date 01/01/2007
Status Active
Pre-Separation Survivor Benefit 0.00

Balances By Account

| | | |
|----------------------------------|---------------------|---------------|
| Employee Deferral Account | \$117,831.81 | 53.2% |
| Employer Match Account | \$61,184.61 | 27.6% |
| Scheduled Withdrawal Account - 1 | \$14,095.58 | 6.4% |
| Scheduled Withdrawal Account - 2 | \$14,095.58 | 6.4% |
| Scheduled Withdrawal Account - 3 | \$14,095.58 | 6.4% |
| Total: | \$221,303.16 | 100.0% |



Account Overview

| | History 01/01/2007 12/31/2014 | Current 01/01/2015 12/31/2015 | Total 01/01/2007 12/31/2015 |
|------------------------|-------------------------------------|-------------------------------------|-----------------------------------|
| Beginning Balance | 0.00 | 204,897.54 | 0.00 |
| Employee Deferrals | 98,000.00 | 8,400.00 | 106,400.00 |
| Employer Contributions | 32,750.00 | 4,200.00 | 36,950.00 |
| Gains or (Losses) | 74,147.54 | 3,805.62 | 77,953.16 |
| Distributions | 0.00 | 0.00 | 0.00 |
| Ending Balance | 204,897.54 | 221,303.16 | 221,303.16 |
| Vested Balance | 170,390.16 | 184,592.40 | 184,592.40 |

Beneficiary Information

| Type | Name | Relationship | Percent |
|------------|-------------|--------------|---------|
| Primary | Tommy Doe | Spouse | 100.00% |
| Contingent | Suzie Jones | Daughter | 100.00% |

Contribution Summary

| | |
|-----------------------------|---------------------------|
| Amount of Last Contribution | 1,050.00 |
| Date of Last Contribution | 12/01/2015 |
| Since Plan Entry Date | Amount Percent |
| Employee Deferrals | 106,400.00 74.22% |
| Employer Contributions | 36,950.00 25.78% |
| TOTAL | 143,350.00 100.00% |

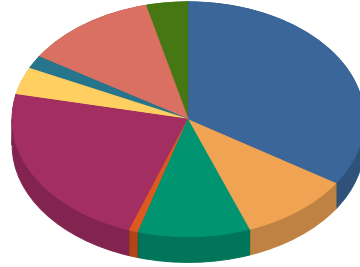
Sample Client - Executive Deferred Compensation Plan

Benefit Statement for the Period January 1, 2015 to December 31, 2015

Jill Doe

Deemed Investment Summary

| | |
|------------------------------------|--------|
| 500 Index Trust B | 34.1% |
| Blue Chip Growth Trust | 10.2% |
| High Yield Trust | 10.2% |
| International Equity Index Trust B | 0.8% |
| International Small Company | 23.0% |
| M Large Cap Growth | 3.8% |
| Mid Cap Stock Trust | 1.8% |
| Total Bond Market B | 12.2% |
| Value Trust | 3.9% |
| Total: | 100.0% |



| Deemed Investment | Price | Shares | Balance | Percent |
|------------------------------------|----------|------------|-------------------|----------------|
| 500 Index Trust B | 43.2020 | 1,748.8468 | 75,553.69 | 34.14% |
| Blue Chip Growth Trust | 135.8835 | 165.8763 | 22,539.84 | 10.19% |
| High Yield Trust | 19.3634 | 1,170.4804 | 22,664.48 | 10.24% |
| International Equity Index Trust B | 42.7798 | 43.5377 | 1,862.53 | 0.84% |
| International Small Company | 15.1364 | 3,357.3902 | 50,818.80 | 22.96% |
| M Large Cap Growth | 54.0752 | 153.7844 | 8,315.92 | 3.76% |
| Mid Cap Stock Trust | 75.9648 | 52.5464 | 3,991.67 | 1.80% |
| Total Bond Market B | 23.6935 | 1,139.0488 | 26,988.05 | 12.20% |
| Value Trust | 24.7533 | 346.1429 | 8,568.18 | 3.87% |
| TOTAL | | | 221,303.16 | 100.00% |

Deemed Investment Activity

| Deemed Investment | Beginning Balance | Deferrals / Contributions | Gains or (Losses) | Transfers | Distributions | Ending Balance | Percent | Vested Balance |
|------------------------------------|-------------------|---------------------------|-------------------|-------------|---------------|-------------------|----------------|-------------------|
| 500 Index Trust B | 70,729.73 | 3,990.00 | 833.96 | 0.00 | 0.00 | 75,553.69 | 34.14% | 45,858.36 |
| Blue Chip Growth Trust | 20,282.76 | 0.00 | 2,257.08 | 0.00 | 0.00 | 22,539.84 | 10.19% | 22,539.84 |
| High Yield Trust | 22,849.26 | 1,890.00 | (2,074.78) | 0.00 | 0.00 | 22,664.48 | 10.24% | 15,649.05 |
| International Equity Index Trust B | 1,977.31 | 0.00 | (114.78) | 0.00 | 0.00 | 1,862.53 | 0.84% | 1,862.53 |
| International Small Company | 44,458.04 | 3,360.00 | 3,000.76 | 0.00 | 0.00 | 50,818.80 | 22.96% | 50,818.80 |
| M Large Cap Growth | 7,320.40 | 420.00 | 575.52 | 0.00 | 0.00 | 8,315.92 | 3.76% | 8,315.92 |
| Mid Cap Stock Trust | 3,471.55 | 420.00 | 100.12 | 0.00 | 0.00 | 3,991.67 | 1.80% | 3,991.67 |
| Total Bond Market B | 24,407.70 | 2,520.00 | 60.35 | 0.00 | 0.00 | 26,988.05 | 12.20% | 26,988.05 |
| Value Trust | 9,400.79 | 0.00 | (832.61) | 0.00 | 0.00 | 8,568.18 | 3.87% | 8,568.18 |
| TOTAL | 204,897.54 | 12,600.00 | 3,805.62 | 0.00 | 0.00 | 221,303.16 | 100.00% | 184,592.40 |

Sample Client - Executive Deferred Compensation Plan

Benefit Statement for the Period January 1, 2015 to December 31, 2015

Jill Doe

Detailed Account Activity

| Account | Current Allocation | Beginning Balance | Deferrals / Contributions | Gains or (Losses) | Transfers | Distributions | Ending Balance | Vesting | Vested Balance |
|---|--------------------|-------------------|---------------------------|-------------------|-------------|---------------|-------------------|---------|-------------------|
| Employee Deferral Account | | | | | | | | | |
| 500 Index Trust B | 10.00% | 5,408.25 | 840.00 | 66.32 | 0.00 | 0.00 | 6,314.57 | | 6,314.57 |
| High Yield Trust | 10.00% | 11,136.48 | 840.00 | (1,004.39) | 0.00 | 0.00 | 10,972.09 | | 10,972.09 |
| International Equity Index Trust B | 0.00% | 1,977.31 | 0.00 | (114.78) | 0.00 | 0.00 | 1,862.53 | | 1,862.53 |
| International Small Company | 40.00% | 44,458.04 | 3,360.00 | 3,000.76 | 0.00 | 0.00 | 50,818.80 | | 50,818.80 |
| M Large Cap Growth | 5.00% | 7,320.40 | 420.00 | 575.52 | 0.00 | 0.00 | 8,315.92 | | 8,315.92 |
| Mid Cap Stock Trust | 5.00% | 3,471.55 | 420.00 | 100.12 | 0.00 | 0.00 | 3,991.67 | | 3,991.67 |
| Total Bond Market B | 30.00% | 24,407.70 | 2,520.00 | 60.35 | 0.00 | 0.00 | 26,988.05 | | 26,988.05 |
| Value Trust | 0.00% | 9,400.79 | 0.00 | (832.61) | 0.00 | 0.00 | 8,568.18 | | 8,568.18 |
| Subtotal | 100.00% | 107,580.52 | 8,400.00 | 1,851.29 | 0.00 | 0.00 | 117,831.81 | 100.00% | 117,831.81 |
| Employer Match Account | | | | | | | | | |
| 500 Index Trust B | 75.00% | 45,799.52 | 3,150.00 | 542.70 | 0.00 | 0.00 | 49,492.22 | | 19,796.89 |
| High Yield Trust | 25.00% | 11,712.78 | 1,050.00 | (1,070.39) | 0.00 | 0.00 | 11,692.39 | | 4,676.96 |
| Subtotal | 100.00% | 57,512.30 | 4,200.00 | (527.69) | 0.00 | 0.00 | 61,184.61 | 40.00% | 24,473.85 |
| Scheduled Withdrawal Account - 1 | | | | | | | | | |
| 500 Index Trust B | 50.00% | 6,507.32 | 0.00 | 74.98 | 0.00 | 0.00 | 6,582.30 | | 6,582.30 |
| Blue Chip Growth Trust | 50.00% | 6,760.92 | 0.00 | 752.36 | 0.00 | 0.00 | 7,513.28 | | 7,513.28 |
| Subtotal | 100.00% | 13,268.24 | 0.00 | 827.34 | 0.00 | 0.00 | 14,095.58 | 100.00% | 14,095.58 |
| Scheduled Withdrawal Account - 2 | | | | | | | | | |
| 500 Index Trust B | 50.00% | 6,507.32 | 0.00 | 74.98 | 0.00 | 0.00 | 6,582.30 | | 6,582.30 |
| Blue Chip Growth Trust | 50.00% | 6,760.92 | 0.00 | 752.36 | 0.00 | 0.00 | 7,513.28 | | 7,513.28 |
| Subtotal | 100.00% | 13,268.24 | 0.00 | 827.34 | 0.00 | 0.00 | 14,095.58 | 100.00% | 14,095.58 |
| Scheduled Withdrawal Account - 3 | | | | | | | | | |
| 500 Index Trust B | 50.00% | 6,507.32 | 0.00 | 74.98 | 0.00 | 0.00 | 6,582.30 | | 6,582.30 |
| Blue Chip Growth Trust | 50.00% | 6,760.92 | 0.00 | 752.36 | 0.00 | 0.00 | 7,513.28 | | 7,513.28 |
| Subtotal | 100.00% | 13,268.24 | 0.00 | 827.34 | 0.00 | 0.00 | 14,095.58 | 100.00% | 14,095.58 |
| TOTAL | | 204,897.54 | 12,600.00 | 3,805.62 | 0.00 | 0.00 | 221,303.16 | | 184,592.40 |

Distribution Election Summary

| Distribution Type | Account | First Scheduled Payment | Next Scheduled Payment | Distribution Method | Installments | Frequency | Remaining * Installments |
|------------------------------------|----------------------------------|---------------------------|------------------------|---------------------|--------------|-----------|--------------------------|
| Scheduled Withdrawal | Scheduled Withdrawal Account - 1 | 01/01/2019 | | Installments | 5 | Annually | 5 |
| | Scheduled Withdrawal Account - 2 | 01/01/2020 | | Installments | 5 | Annually | 5 |
| | Scheduled Withdrawal Account - 3 | 01/01/2021 | | Installments | 5 | Annually | 5 |
| Separation from Service | Employee Deferral Account | | | Lump Sum | 1 | Annually | 1 |
| | Employer Match Account | | | Lump Sum | 1 | Annually | 1 |
| Contingent Separation from Service | Scheduled Withdrawal Account - 1 | | | Lump Sum | 1 | Annually | 1 |
| | Scheduled Withdrawal Account - 2 | | | Lump Sum | 1 | Annually | 1 |
| | Scheduled Withdrawal Account - 3 | | | Lump Sum | 1 | Annually | 1 |
| Change in Control | Employee Deferral Account | | | Lump Sum | 1 | Annually | 1 |
| | Employer Match Account | | | Lump Sum | 1 | Annually | 1 |
| | Scheduled Withdrawal Account - 1 | | | Lump Sum | 1 | Annually | 1 |
| | Scheduled Withdrawal Account - 2 | | | Lump Sum | 1 | Annually | 1 |
| | Scheduled Withdrawal Account - 3 | | | Lump Sum | 1 | Annually | 1 |
| | Disability | Employee Deferral Account | | | Installments | 10 | Annually |
| Death | Employer Match Account | | | Installments | 10 | Annually | 10 |
| | Scheduled Withdrawal Account - 1 | | | Installments | 10 | Annually | 10 |
| | Scheduled Withdrawal Account - 2 | | | Installments | 10 | Annually | 10 |
| | Scheduled Withdrawal Account - 3 | | | Installments | 10 | Annually | 10 |
| | Employee Deferral Account | | | Installments | 5 | Annually | 5 |
| | Employer Match Account | | | Installments | 5 | Annually | 5 |
| Death | Scheduled Withdrawal Account - 1 | | | Installments | 5 | Annually | 5 |
| | Scheduled Withdrawal Account - 2 | | | Installments | 5 | Annually | 5 |
| | Scheduled Withdrawal Account - 3 | | | Installments | 5 | Annually | 5 |

* Includes installment on Next Scheduled Payment date shown.

Sample Client - Executive Deferred Compensation Plan

Benefit Statement for the Period January 1, 2015 to December 31, 2015

Jill Doe

Upcoming Distribution Summary

| Account | Projected Distribution | Scheduled Valuation | Current Valuation | Frequency | Installments | Remaining Installments ⁽¹⁾ | Total Balance ⁽²⁾ | Vested Balance ⁽³⁾ | Projected Distribution Amount ⁽⁴⁾ |
|----------------------------------|------------------------|---------------------|-------------------|-----------|--------------|---------------------------------------|------------------------------|-------------------------------|--|
| Scheduled Withdrawal Account - 1 | 01/01/2019 | 12/31/2018 | 12/31/2015 | Annually | 5 | 4 | 14,095.58 | 14,095.58 | 2,819.12 * |
| | | | | | | | <u>Total on 01/01/2019:</u> | | <u>2,819.12</u> |
| Scheduled Withdrawal Account - 1 | 01/01/2020 | 01/01/2020 | 12/31/2015 | Annually | 5 | 3 | 11,276.46 | 11,276.46 | 2,819.12 * |
| Scheduled Withdrawal Account - 2 | 01/01/2020 | 12/31/2019 | 12/31/2015 | Annually | 5 | 4 | 14,095.58 | 14,095.58 | 2,819.12 * |
| | | | | | | | <u>Total on 01/01/2020:</u> | | <u>5,638.24</u> |

* Indicates that the Projected Distribution Amount is a current estimate only and will be recalculated based on the Vested Balance at a later date.

(1) Represents installments remaining after Projected Distribution date shown.

(2) Represents balance on the Current Valuation date minus any subsequent distributions (confirmed or projected) prior to the Projected Distribution date.

(3) Represents vested balance on the Current Valuation date minus any subsequent distributions (confirmed or projected) prior to the Projected Distribution date.

(4) Represents the Projected Distribution Amount on the Projected Distribution date if the account were 100% vested.

For current account information, please visit The Pangburn Group participant website at www.pangburngroup.com.

IMPORTANT: The values on this report represent a measure of your benefit under the Plan Sponsor's nonqualified plan. The values are determined by the investments described in the plan agreement and are considered estimates, not guarantees. The Plan Sponsor may or may not actually hold or set aside these investments. At any point in time, actual values can and will vary. All questions concerning your plan(s) should be directed to your Plan Administrator (see plan document(s) for exact details).

The Pangburn Group cannot and does not engage in the practice of law or accounting. Consequently, the information provided here is not intended to present an opinion on legal, tax, accounting or investment matters. Please consult professional advisors for legal, tax, accounting or investment advice, as applicable, before taking any action based on this information.

Sample Client - Executive Deferred Compensation Plan

Benefit Statement for the Period January 1, 2015 to December 31, 2015

Carl Johnson

Contact Information

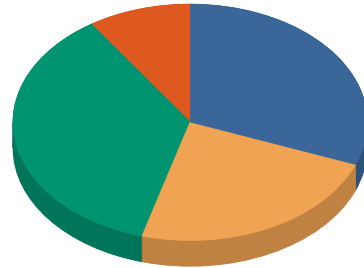
Carl Johnson

Participant Profile

Date of Birth 02/03/1973
 Date of Hire 03/01/2005
 Plan Entry Date 01/01/2007
 Status Active
 Pre-Separation Survivor Benefit 0.00

Balances By Account

| | | |
|----------------------------------|---------------------|---------------|
| Employee Deferral Account | \$88,077.72 | 30.8% |
| Employer Match Account | \$67,169.78 | 23.5% |
| Scheduled Withdrawal Account - 1 | \$103,403.33 | 36.2% |
| Scheduled Withdrawal Account - 2 | \$26,893.01 | 9.4% |
| Total: | \$285,543.84 | 100.0% |



Account Overview

| | History 01/01/2007 12/31/2014 | Current 01/01/2015 12/31/2015 | Total 01/01/2007 12/31/2015 |
|------------------------|-------------------------------------|-------------------------------------|-----------------------------------|
| Beginning Balance | 0.00 | 271,006.83 | 0.00 |
| Employee Deferrals | 127,500.00 | 2,500.00 | 130,000.00 |
| Employer Contributions | 38,000.00 | 15,000.00 | 53,000.00 |
| Gains or (Losses) | 105,506.83 | (2,962.99) | 102,543.84 |
| Distributions | 0.00 | 0.00 | 0.00 |
| Ending Balance | 271,006.83 | 285,543.84 | 285,543.84 |
| Vested Balance | 271,006.83 | 285,543.84 | 285,543.84 |

Beneficiary Information

| Type | Name | Relationship | Percent |
|------|------|--------------|---------|
|------|------|--------------|---------|

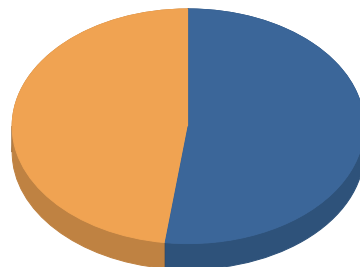
No primary or contingent beneficiary information on file.

Contribution Summary

| | |
|-----------------------------|---------------------------|
| Amount of Last Contribution | 6,250.00 |
| Date of Last Contribution | 12/31/2015 |
| Since Plan Entry Date | Amount Percent |
| Employee Deferrals | 130,000.00 71.04% |
| Employer Contributions | 53,000.00 28.96% |
| TOTAL | 183,000.00 100.00% |

Deemed Investment Summary

| | |
|-------------------|--------|
| 500 Index Trust B | 52.1% |
| Mid Value Trust | 47.9% |
| Total: | 100.0% |



| Deemed Investment | Price | Shares | Balance | Percent |
|-------------------|---------|------------|-------------------|----------------|
| 500 Index Trust B | 43.2020 | 3,442.2423 | 148,711.75 | 52.08% |
| Mid Value Trust | 38.5493 | 3,549.5351 | 136,832.09 | 47.92% |
| TOTAL | | | 285,543.84 | 100.00% |

Deemed Investment Activity

| Deemed Investment | Beginning Balance | Deferrals / Contributions | Gains or (Losses) | Transfers | Distributions | Ending Balance | Percent | Vested Balance |
|-------------------|-------------------|---------------------------|-------------------|-------------|---------------|-------------------|----------------|-------------------|
| 500 Index Trust B | 138,233.07 | 8,750.00 | 1,728.68 | 0.00 | 0.00 | 148,711.75 | 52.08% | 148,711.75 |
| Mid Value Trust | 132,773.76 | 8,750.00 | (4,691.67) | 0.00 | 0.00 | 136,832.09 | 47.92% | 136,832.09 |
| TOTAL | 271,006.83 | 17,500.00 | (2,962.99) | 0.00 | 0.00 | 285,543.84 | 100.00% | 285,543.84 |

Sample Client - Executive Deferred Compensation Plan

Benefit Statement for the Period January 1, 2015 to December 31, 2015

Carl Johnson

Detailed Account Activity

| Account | Current Allocation | Beginning Balance | Deferrals / Contributions | Gains or (Losses) | Transfers | Distributions | Ending Balance | Vesting | Vested Balance |
|----------------------------------|--------------------|-------------------|---------------------------|-------------------|-----------|---------------|----------------|---------|----------------|
| Employee Deferral Account | | | | | | | | | |
| 500 Index Trust B | 50.00% | 44,435.22 | 1,250.00 | 511.98 | 0.00 | 0.00 | 46,197.20 | | 46,197.20 |
| Mid Value Trust | 50.00% | 42,062.79 | 1,250.00 | (1,432.27) | 0.00 | 0.00 | 41,880.52 | | 41,880.52 |
| Subtotal | 100.00% | 86,498.01 | 2,500.00 | (920.29) | 0.00 | 0.00 | 88,077.72 | 100.00% | 88,077.72 |
| Employer Match Account | | | | | | | | | |
| 500 Index Trust B | 50.00% | 26,724.46 | 7,500.00 | 443.89 | 0.00 | 0.00 | 34,668.35 | | 34,668.35 |
| Mid Value Trust | 50.00% | 26,059.40 | 7,500.00 | (1,057.97) | 0.00 | 0.00 | 32,501.43 | | 32,501.43 |
| Subtotal | 100.00% | 52,783.86 | 15,000.00 | (614.08) | 0.00 | 0.00 | 67,169.78 | 100.00% | 67,169.78 |
| Scheduled Withdrawal Account - 1 | | | | | | | | | |
| 500 Index Trust B | 50.00% | 53,102.18 | 0.00 | 611.84 | 0.00 | 0.00 | 53,714.02 | | 53,714.02 |
| Mid Value Trust | 50.00% | 51,440.91 | 0.00 | (1,751.60) | 0.00 | 0.00 | 49,689.31 | | 49,689.31 |
| Subtotal | 100.00% | 104,543.09 | 0.00 | (1,139.76) | 0.00 | 0.00 | 103,403.33 | 100.00% | 103,403.33 |
| Scheduled Withdrawal Account - 2 | | | | | | | | | |
| 500 Index Trust B | 50.00% | 13,971.21 | 0.00 | 160.97 | 0.00 | 0.00 | 14,132.18 | | 14,132.18 |
| Mid Value Trust | 50.00% | 13,210.66 | 0.00 | (449.83) | 0.00 | 0.00 | 12,760.83 | | 12,760.83 |
| Subtotal | 100.00% | 27,181.87 | 0.00 | (288.86) | 0.00 | 0.00 | 26,893.01 | 100.00% | 26,893.01 |
| TOTAL | | 271,006.83 | 17,500.00 | (2,962.99) | 0.00 | 0.00 | 285,543.84 | | 285,543.84 |

Distribution Election Summary

| Distribution Type | Account | First Scheduled Payment | Next Scheduled Payment | Distribution Method | Installments | Frequency | Remaining * Installments |
|------------------------------------|----------------------------------|-------------------------|------------------------|---------------------|--------------|-----------|--------------------------|
| Scheduled Withdrawal | Scheduled Withdrawal Account - 1 | 01/01/2016 | | Installments | 5 | Annually | 5 |
| | Scheduled Withdrawal Account - 2 | 01/01/2021 | | Installments | 5 | Annually | 5 |
| Separation from Service | Employee Deferral Account | | | Lump Sum | 1 | Annually | 1 |
| | Employer Match Account | | | Lump Sum | 1 | Annually | 1 |
| Contingent Separation from Service | Scheduled Withdrawal Account - 1 | | | Lump Sum | 1 | Annually | 1 |
| | Scheduled Withdrawal Account - 2 | | | Lump Sum | 1 | Annually | 1 |
| Change in Control | Employee Deferral Account | | | Lump Sum | 1 | Annually | 1 |
| | Employer Match Account | | | Lump Sum | 1 | Annually | 1 |
| | Scheduled Withdrawal Account - 1 | | | Lump Sum | 1 | Annually | 1 |
| | Scheduled Withdrawal Account - 2 | | | Lump Sum | 1 | Annually | 1 |
| Disability | Employee Deferral Account | | | Lump Sum | 1 | Annually | 1 |
| | Employer Match Account | | | Lump Sum | 1 | Annually | 1 |
| | Scheduled Withdrawal Account - 1 | | | Lump Sum | 1 | Annually | 1 |
| | Scheduled Withdrawal Account - 2 | | | Lump Sum | 1 | Annually | 1 |
| Death | Employee Deferral Account | | | Lump Sum | 1 | Annually | 1 |
| | Employer Match Account | | | Lump Sum | 1 | Annually | 1 |
| | Scheduled Withdrawal Account - 1 | | | Lump Sum | 1 | Annually | 1 |
| | Scheduled Withdrawal Account - 2 | | | Lump Sum | 1 | Annually | 1 |

* Includes installment on Next Scheduled Payment date shown.

Upcoming Distribution Summary

| Account | Projected Distribution | Scheduled Valuation | Current Valuation | Frequency | Installments | Remaining Installments ⁽¹⁾ | Total Balance ⁽²⁾ | Vested Balance ⁽³⁾ | Projected Distribution Amount ⁽⁴⁾ |
|----------------------------------|------------------------|---------------------|-------------------|-----------|--------------|---------------------------------------|------------------------------|-------------------------------|--|
| Scheduled Withdrawal Account - 1 | 01/01/2017 | 01/01/2017 | 12/31/2015 | Annually | 5 | 3 | 103,403.33 | 103,403.33 | 25,850.83 * |
| | | | | | | | <u>Total on 01/01/2017:</u> | | <u>25,850.83</u> |
| Scheduled Withdrawal Account - 1 | 01/01/2018 | 01/01/2018 | 12/31/2015 | Annually | 5 | 2 | 77,552.50 | 77,552.50 | 25,850.83 * |
| | | | | | | | <u>Total on 01/01/2018:</u> | | <u>25,850.83</u> |
| Scheduled Withdrawal Account - 1 | 01/01/2019 | 01/01/2019 | 12/31/2015 | Annually | 5 | 1 | 51,701.67 | 51,701.67 | 25,850.83 * |
| | | | | | | | <u>Total on 01/01/2019:</u> | | <u>25,850.83</u> |
| Scheduled Withdrawal Account - 1 | 01/01/2020 | 01/01/2020 | 12/31/2015 | Annually | 5 | 0 | 25,850.84 | 25,850.84 | 25,850.83 * |
| | | | | | | | <u>Total on 01/01/2020:</u> | | <u>25,850.83</u> |

* Indicates that the Projected Distribution Amount is a current estimate only and will be recalculated based on the Vested Balance at a later date.

(1) Represents installments remaining after Projected Distribution date shown.

(2) Represents balance on the Current Valuation date minus any subsequent distributions (confirmed or projected) prior to the Projected Distribution date.

(3) Represents vested balance on the Current Valuation date minus any subsequent distributions (confirmed or projected) prior to the Projected Distribution date.

(4) Represents the Projected Distribution Amount on the Projected Distribution date if the account were 100% vested.

For current account information, please visit The Pangburn Group participant website at www.pangburngroup.com.

IMPORTANT: The values on this report represent a measure of your benefit under the Plan Sponsor's nonqualified plan. The values are determined by the investments described in the plan agreement and are considered estimates, not guarantees. The Plan Sponsor may or may not actually hold or set aside these investments. At any point in time, actual values can and will vary. All questions concerning your plan(s) should be directed to your Plan Administrator (see plan document(s) for exact details).

The Pangburn Group cannot and does not engage in the practice of law or accounting. Consequently, the information provided here is not intended to present an opinion on legal, tax, accounting or investment matters. Please consult professional advisors for legal, tax, accounting or investment advice, as applicable, before taking any action based on this information.

Sample Client - Executive Deferred Compensation Plan

Benefit Statement for the Period January 1, 2015 to December 31, 2015

Matt Johnson

Contact Information

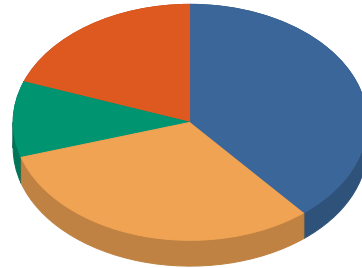
Matt Johnson

Participant Profile

Date of Birth 06/05/1962
 Date of Hire 08/01/2003
 Plan Entry Date 01/01/2007
 Status Active
 Pre-Separation Survivor Benefit 0.00

Balances By Account

| | | |
|--|---------------------|---------------|
| Employee Deferral Account | \$141,633.30 | 38.9% |
| Employer Match Account | \$113,924.77 | 31.3% |
| Kim Johnson College Fund Account | \$37,789.08 | 10.4% |
| Matt Johnson, Jr. College Fund Account | \$70,683.51 | 19.4% |
| Total: | \$364,030.66 | 100.0% |



Account Overview

| | History | Current | Total |
|------------------------|-------------|------------|-------------|
| | 01/01/2007 | 01/01/2015 | 01/01/2007 |
| | 12/31/2014 | 12/31/2015 | 12/31/2015 |
| Beginning Balance | 0.00 | 357,476.17 | 0.00 |
| Employee Deferrals | 212,400.00 | 1,200.00 | 213,600.00 |
| Employer Contributions | 67,600.00 | 10,000.00 | 77,600.00 |
| Gains or (Losses) | 160,060.89 | (4,645.51) | 155,415.38 |
| Distributions | (82,584.72) | 0.00 | (82,584.72) |
| Ending Balance | 357,476.17 | 364,030.66 | 364,030.66 |
| Vested Balance | 263,177.10 | 261,498.37 | 261,498.37 |

Beneficiary Information

| Type | Name | Relationship | Percent |
|------------|---------------|--------------|---------|
| Primary | Ann Johnson | Spouse | 100.00% |
| Contingent | Chris Johnson | Son | 100.00% |

Contribution Summary

| | |
|-----------------------------|---------------------------|
| Amount of Last Contribution | 10,000.00 |
| Date of Last Contribution | 12/31/2015 |
| Since Plan Entry Date | Amount Percent |
| Employee Deferrals | 233,100.00 75.02% |
| Employer Contributions | 77,600.00 24.98% |
| TOTAL | 310,700.00 100.00% |

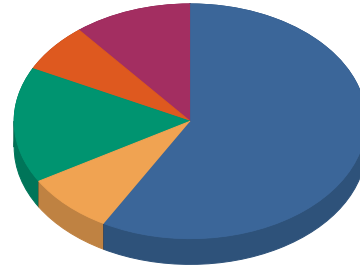
Sample Client - Executive Deferred Compensation Plan

Benefit Statement for the Period January 1, 2015 to December 31, 2015

Matt Johnson

Deemed Investment Summary

| | |
|------------------------------------|--------|
| 500 Index Trust B | 58.2% |
| High Yield Trust | 8.3% |
| International Equity Index Trust B | 15.9% |
| International Small Company | 6.7% |
| Small Cap Opportunities Trust | 10.9% |
| Total: | 100.0% |



| Deemed Investment | Price | Shares | Balance | Percent |
|------------------------------------|---------|------------|-------------------|----------------|
| 500 Index Trust B | 43.2020 | 4,901.1895 | 211,741.19 | 58.17% |
| High Yield Trust | 19.3634 | 1,560.2575 | 30,211.89 | 8.30% |
| International Equity Index Trust B | 42.7798 | 1,355.6145 | 57,992.92 | 15.93% |
| International Small Company | 15.1364 | 1,621.2666 | 24,540.14 | 6.74% |
| Small Cap Opportunities Trust | 18.4367 | 2,144.8801 | 39,544.52 | 10.86% |
| TOTAL | | | 364,030.66 | 100.00% |

Deemed Investment Activity

| Deemed Investment | Beginning Balance | Deferrals / Contributions | Gains or (Losses) | Transfers | Distributions | Ending Balance | Percent | Vested Balance |
|------------------------------------|-------------------|---------------------------|-------------------|-------------|---------------|-------------------|----------------|-------------------|
| 500 Index Trust B | 203,790.29 | 5,600.00 | 2,350.90 | 0.00 | 0.00 | 211,741.19 | 58.17% | 153,617.21 |
| High Yield Trust | 31,765.05 | 1,120.00 | (2,673.16) | 0.00 | 0.00 | 30,211.89 | 8.30% | 21,564.33 |
| International Equity Index Trust B | 61,566.60 | 0.00 | (3,573.68) | 0.00 | 0.00 | 57,992.92 | 15.93% | 45,689.12 |
| International Small Cap Trust | 0.00 | 0.00 | 0.00 | 0.00 | 0.00 | 0.00 | 0.00% | 0.00 |
| International Small Company | 19,850.57 | 3,360.00 | 1,329.57 | 0.00 | 0.00 | 24,540.14 | 6.74% | 11,884.81 |
| Small Cap Opportunities Trust | 40,503.66 | 1,120.00 | (2,079.14) | 0.00 | 0.00 | 39,544.52 | 10.86% | 28,742.90 |
| TOTAL | 357,476.17 | 11,200.00 | (4,645.51) | 0.00 | 0.00 | 364,030.66 | 100.00% | 261,498.37 |

Sample Client - Executive Deferred Compensation Plan

Benefit Statement for the Period January 1, 2015 to December 31, 2015

Matt Johnson

Detailed Account Activity

| Account | Current Allocation | Beginning Balance | Deferrals / Contributions | Gains or (Losses) | Transfers | Distributions | Ending Balance | Vesting | Vested Balance |
|---|--------------------|-------------------|---------------------------|-------------------|-------------|---------------|-------------------|---------|-------------------|
| Employee Deferral Account | | | | | | | | | |
| 500 Index Trust B | 50.00% | 81,806.92 | 0.00 | 942.57 | 0.00 | 0.00 | 82,749.49 | | 82,749.49 |
| High Yield Trust | 10.00% | 12,556.71 | 0.00 | (1,052.71) | 0.00 | 0.00 | 11,504.00 | | 11,504.00 |
| International Equity Index Trust B | 0.00% | 23,579.15 | 0.00 | (1,368.67) | 0.00 | 0.00 | 22,210.48 | | 22,210.48 |
| International Small Company | 30.00% | 9,148.50 | 0.00 | 611.26 | 0.00 | 0.00 | 9,759.76 | | 9,759.76 |
| Small Cap Opportunities Trust | 10.00% | 16,240.53 | 0.00 | (830.96) | 0.00 | 0.00 | 15,409.57 | | 15,409.57 |
| Subtotal | 100.00% | 143,331.81 | 0.00 | (1,698.51) | 0.00 | 0.00 | 141,633.30 | 100.00% | 141,633.30 |
| Employer Match Account | | | | | | | | | |
| 500 Index Trust B | 50.00% | 58,903.52 | 5,000.00 | 678.68 | 0.00 | 0.00 | 64,582.20 | | 6,458.22 |
| High Yield Trust | 10.00% | 9,396.13 | 1,000.00 | (787.73) | 0.00 | 0.00 | 9,608.40 | | 960.84 |
| International Equity Index Trust B | 0.00% | 14,513.33 | 0.00 | (842.44) | 0.00 | 0.00 | 13,670.89 | | 1,367.09 |
| International Small Company | 30.00% | 10,368.69 | 3,000.00 | 692.79 | 0.00 | 0.00 | 14,061.48 | | 1,406.15 |
| Small Cap Opportunities Trust | 10.00% | 11,595.07 | 1,000.00 | (593.27) | 0.00 | 0.00 | 12,001.80 | | 1,200.18 |
| Subtotal | 100.00% | 104,776.74 | 10,000.00 | (851.97) | 0.00 | 0.00 | 113,924.77 | 10.00% | 11,392.48 |
| Kim Johnson College Fund Account | | | | | | | | | |
| 500 Index Trust B | 50.00% | 21,432.63 | 600.00 | 249.80 | 0.00 | 0.00 | 22,282.43 | | 22,282.43 |
| High Yield Trust | 10.00% | 3,361.83 | 120.00 | (291.95) | 0.00 | 0.00 | 3,189.88 | | 3,189.88 |
| International Equity Index Trust B | 0.00% | 7,841.83 | 0.00 | (455.18) | 0.00 | 0.00 | 7,386.65 | | 7,386.65 |
| International Small Company | 30.00% | 333.38 | 360.00 | 25.52 | 0.00 | 0.00 | 718.90 | | 718.90 |
| Small Cap Opportunities Trust | 10.00% | 4,318.94 | 120.00 | (227.72) | 0.00 | 0.00 | 4,211.22 | | 4,211.22 |
| Subtotal | 100.00% | 37,288.61 | 1,200.00 | (699.53) | 0.00 | 0.00 | 37,789.08 | 100.00% | 37,789.08 |
| Matt Johnson, Jr. College Fund Account | | | | | | | | | |
| 500 Index Trust B | 50.00% | 41,647.22 | 0.00 | 479.85 | 0.00 | 0.00 | 42,127.07 | | 42,127.07 |
| High Yield Trust | 10.00% | 6,450.38 | 0.00 | (540.77) | 0.00 | 0.00 | 5,909.61 | | 5,909.61 |
| International Equity Index Trust B | 0.00% | 15,632.29 | 0.00 | (907.39) | 0.00 | 0.00 | 14,724.90 | | 14,724.90 |
| International Small Cap Trust | 30.00% | 0.00 | 0.00 | 0.00 | 0.00 | 0.00 | 0.00 | | 0.00 |
| Small Cap Opportunities Trust | 10.00% | 8,349.12 | 0.00 | (427.19) | 0.00 | 0.00 | 7,921.93 | | 7,921.93 |
| Subtotal | 100.00% | 72,079.01 | 0.00 | (1,395.50) | 0.00 | 0.00 | 70,683.51 | 100.00% | 70,683.51 |
| TOTAL | | 357,476.17 | 11,200.00 | (4,645.51) | 0.00 | 0.00 | 364,030.66 | | 261,498.37 |

Distribution Election Summary

| Distribution Type | Account | First Scheduled Payment | Next Scheduled Payment | Distribution Method | Installments | Frequency | Remaining Installments * |
|------------------------------------|--|-------------------------|------------------------|---------------------|--------------|-----------|--------------------------|
| Scheduled Withdrawal | Kim Johnson College Fund Account | 01/01/2020 | | Installments | 4 | Annually | 4 |
| | Matt Johnson, Jr. College Fund Account | 01/01/2025 | | Installments | 4 | Annually | 4 |
| Separation from Service | Employee Deferral Account | | | Installments | 10 | Annually | 10 |
| | Employer Match Account | | | Installments | 10 | Annually | 10 |
| Contingent Separation from Service | Kim Johnson College Fund Account | | | Installments | 10 | Annually | 10 |
| | Matt Johnson, Jr. College Fund Account | | | Installments | 10 | Annually | 10 |
| Change in Control | Employee Deferral Account | | | Lump Sum | 1 | Annually | 1 |
| | Employer Match Account | | | Lump Sum | 1 | Annually | 1 |
| | Kim Johnson College Fund Account | | | Lump Sum | 1 | Annually | 1 |
| | Matt Johnson, Jr. College Fund Account | | | Lump Sum | 1 | Annually | 1 |
| Disability | Employee Deferral Account | | | Lump Sum | 1 | Annually | 1 |
| | Employer Match Account | | | Lump Sum | 1 | Annually | 1 |
| | Kim Johnson College Fund Account | | | Lump Sum | 1 | Annually | 1 |
| | Matt Johnson, Jr. College Fund Account | | | Lump Sum | 1 | Annually | 1 |
| Death | Employee Deferral Account | | | Lump Sum | 1 | Annually | 1 |
| | Employer Match Account | | | Lump Sum | 1 | Annually | 1 |
| | Kim Johnson College Fund Account | | | Lump Sum | 1 | Annually | 1 |
| | Matt Johnson, Jr. College Fund Account | | | Lump Sum | 1 | Annually | 1 |

* Includes installment on Next Scheduled Payment date shown.

Upcoming Distribution Summary

| Account | Projected Distribution | Scheduled Valuation | Current Valuation | Frequency | Installments | Remaining Installments ⁽¹⁾ | Total Balance ⁽²⁾ | Vested Balance ⁽³⁾ | Projected Distribution Amount ⁽⁴⁾ |
|----------------------------------|------------------------|---------------------|-------------------|-----------|--------------|---------------------------------------|------------------------------|-------------------------------|--|
| Kim Johnson College Fund Account | 01/01/2020 | 01/01/2020 | 12/31/2015 | Annually | 4 | 3 | 37,789.08 | 37,789.08 | 9,447.27 * |
| Total on 01/01/2020: | | | | | | | | | 9,447.27 |

* Indicates that the Projected Distribution Amount is a current estimate only and will be recalculated based on the Vested Balance at a later date.

(1) Represents installments remaining after Projected Distribution date shown.

(2) Represents balance on the Current Valuation date minus any subsequent distributions (confirmed or projected) prior to the Projected Distribution date.

(3) Represents vested balance on the Current Valuation date minus any subsequent distributions (confirmed or projected) prior to the Projected Distribution date.

(4) Represents the Projected Distribution Amount on the Projected Distribution date if the account were 100% vested.

For current account information, please visit The Pangburn Group participant website at www.pangburngroup.com.

IMPORTANT: The values on this report represent a measure of your benefit under the Plan Sponsor's nonqualified plan. The values are determined by the investments described in the plan agreement and are considered estimates, not guarantees. The Plan Sponsor may or may not actually hold or set aside these investments. At any point in time, actual values can and will vary. All questions concerning your plan(s) should be directed to your Plan Administrator (see plan document(s) for exact details).

The Pangburn Group cannot and does not engage in the practice of law or accounting. Consequently, the information provided here is not intended to present an opinion on legal, tax, accounting or investment matters. Please consult professional advisors for legal, tax, accounting or investment advice, as applicable, before taking any action based on this information.

Sample Client - Executive Deferred Compensation Plan

Benefit Statement for the Period January 1, 2015 to December 31, 2015

Bob Jones

Contact Information

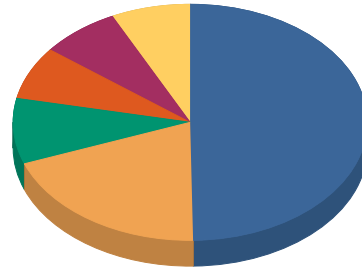
Bob Jones
 Test Drive
 Baton Rouge, LA 70820

Participant Profile

Date of Birth 01/01/1966
 Date of Hire 01/01/2000
 Plan Entry Date 01/01/2003
 Status Active
 Pre-Separation Survivor Benefit 508,231.00

Balances By Account

| | | |
|----------------------------------|---------------------|---------------|
| Employee Deferral Account | \$252,766.98 | 49.7% |
| Employer Match Account | \$99,364.30 | 19.6% |
| Scheduled Withdrawal Account - 1 | \$45,567.84 | 9.0% |
| Scheduled Withdrawal Account - 2 | \$36,843.96 | 7.2% |
| Scheduled Withdrawal Account - 3 | \$36,843.96 | 7.2% |
| Scheduled Withdrawal Account - 4 | \$36,843.96 | 7.2% |
| Total: | \$508,231.00 | 100.0% |



Account Overview

| | History 01/01/2003 12/31/2014 | Current 01/01/2015 12/31/2015 | Total 01/01/2003 12/31/2015 |
|------------------------|-------------------------------------|-------------------------------------|-----------------------------------|
| Beginning Balance | 0.00 | 499,939.83 | 0.00 |
| Employee Deferrals | 189,300.00 | 0.00 | 189,300.00 |
| Employer Contributions | 43,400.00 | 0.00 | 43,400.00 |
| Gains or (Losses) | 267,239.83 | 8,291.17 | 275,531.00 |
| Distributions | 0.00 | 0.00 | 0.00 |
| Ending Balance | 499,939.83 | 508,231.00 | 508,231.00 |
| Vested Balance | 434,756.40 | 441,759.56 | 441,759.56 |

Beneficiary Information

| Type | Name | Relationship | Percent |
|---------|------------|--------------|---------|
| Primary | Mary Jones | Spouse | 100.00% |

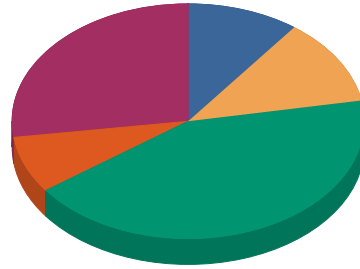
No contingent beneficiary information on file.

Contribution Summary

| | |
|-----------------------------|---------------------------|
| Amount of Last Contribution | 0.00 |
| Date of Last Contribution | 12/06/2013 |
| Since Plan Entry Date | |
| Employee Deferrals | 189,299.96 81.35% |
| Employer Contributions | 43,400.00 18.65% |
| TOTAL | 232,699.96 100.00% |

Deemed Investment Summary

| | |
|-------------------------------|--------|
| High Yield Trust | 10.3% |
| International Small Company | 11.9% |
| M Large Cap Growth | 42.8% |
| Mid Cap Stock Trust | 7.8% |
| Small Cap Opportunities Trust | 27.2% |
| Total: | 100.0% |



| Deemed Investment | Price | Shares | Balance | Percent |
|-------------------------------|---------|------------|-------------------|----------------|
| High Yield Trust | 19.3634 | 2,695.6904 | 52,197.73 | 10.27% |
| International Small Company | 15.1364 | 3,995.4192 | 60,476.26 | 11.90% |
| M Large Cap Growth | 54.0752 | 4,022.1947 | 217,501.02 | 42.80% |
| Mid Cap Stock Trust | 75.9648 | 524.3263 | 39,830.34 | 7.84% |
| Small Cap Opportunities Trust | 18.4367 | 7,497.3078 | 138,225.65 | 27.20% |
| TOTAL | | | 508,231.00 | 100.00% |

Deemed Investment Activity

| Deemed Investment | Beginning Balance | Deferrals / Contributions | Gains or (Losses) | Transfers | Distributions | Ending Balance | Percent | Vested Balance |
|-------------------------------|-------------------|---------------------------|-------------------|-------------|---------------|-------------------|----------------|-------------------|
| High Yield Trust | 56,974.22 | 0.00 | (4,776.49) | 0.00 | 0.00 | 52,197.73 | 10.27% | 43,045.07 |
| International Small Company | 56,688.61 | 0.00 | 3,787.65 | 0.00 | 0.00 | 60,476.26 | 11.90% | 49,497.56 |
| M Large Cap Growth | 201,941.95 | 0.00 | 15,559.07 | 0.00 | 0.00 | 217,501.02 | 42.80% | 192,063.05 |
| Mid Cap Stock Trust | 38,655.59 | 0.00 | 1,174.75 | 0.00 | 0.00 | 39,830.34 | 7.84% | 32,120.13 |
| Small Cap Opportunities Trust | 145,679.46 | 0.00 | (7,453.81) | 0.00 | 0.00 | 138,225.65 | 27.20% | 125,033.75 |
| TOTAL | 499,939.83 | 0.00 | 8,291.17 | 0.00 | 0.00 | 508,231.00 | 100.00% | 441,759.56 |

Sample Client - Executive Deferred Compensation Plan

Benefit Statement for the Period January 1, 2015 to December 31, 2015

Bob Jones

Detailed Account Activity

| Account | Current Allocation | Beginning Balance | Deferrals / Contributions | Gains or (Losses) | Transfers | Distributions | Ending Balance | Vesting | Vested Balance |
|---|--------------------|-------------------|---------------------------|-------------------|-------------|---------------|-------------------|---------|-------------------|
| Employee Deferral Account | | | | | | | | | |
| High Yield Trust | 20.00% | 40,933.62 | 0.00 | (3,431.71) | 0.00 | 0.00 | 37,501.91 | | 37,501.91 |
| International Small Company | 20.00% | 40,773.59 | 0.00 | 2,724.29 | 0.00 | 0.00 | 43,497.88 | | 43,497.88 |
| M Large Cap Growth | 30.00% | 86,411.02 | 0.00 | 6,657.73 | 0.00 | 0.00 | 93,068.75 | | 93,068.75 |
| Mid Cap Stock Trust | 10.00% | 27,722.58 | 0.00 | 842.50 | 0.00 | 0.00 | 28,565.08 | | 28,565.08 |
| Small Cap Opportunities Trust | 20.00% | 52,836.80 | 0.00 | (2,703.44) | 0.00 | 0.00 | 50,133.36 | | 50,133.36 |
| Subtotal | 100.00% | 248,677.61 | 0.00 | 4,089.37 | 0.00 | 0.00 | 252,766.98 | 100.00% | 252,766.98 |
| Employer Match Account | | | | | | | | | |
| High Yield Trust | 20.00% | 16,040.60 | 0.00 | (1,344.78) | 0.00 | 0.00 | 14,695.82 | | 5,543.16 |
| International Small Company | 20.00% | 15,915.02 | 0.00 | 1,063.36 | 0.00 | 0.00 | 16,978.38 | | 5,999.68 |
| M Large Cap Growth | 30.00% | 34,056.03 | 0.00 | 2,623.93 | 0.00 | 0.00 | 36,679.96 | | 11,241.99 |
| Mid Cap Stock Trust | 10.00% | 10,933.01 | 0.00 | 332.25 | 0.00 | 0.00 | 11,265.26 | | 3,555.05 |
| Small Cap Opportunities Trust | 20.00% | 20,809.62 | 0.00 | (1,064.74) | 0.00 | 0.00 | 19,744.88 | | 6,552.98 |
| Subtotal | 100.00% | 97,754.28 | 0.00 | 1,610.02 | 0.00 | 0.00 | 99,364.30 | 33.10% | 32,892.86 |
| Scheduled Withdrawal Account - 1 | | | | | | | | | |
| M Large Cap Growth | 50.00% | 23,776.26 | 0.00 | 1,831.89 | 0.00 | 0.00 | 25,608.15 | | 25,608.15 |
| Small Cap Opportunities Trust | 50.00% | 21,036.01 | 0.00 | (1,076.32) | 0.00 | 0.00 | 19,959.69 | | 19,959.69 |
| Subtotal | 100.00% | 44,812.27 | 0.00 | 755.57 | 0.00 | 0.00 | 45,567.84 | 100.00% | 45,567.84 |
| Scheduled Withdrawal Account - 2 | | | | | | | | | |
| M Large Cap Growth | 50.00% | 19,232.88 | 0.00 | 1,481.84 | 0.00 | 0.00 | 20,714.72 | | 20,714.72 |
| Small Cap Opportunities Trust | 50.00% | 16,999.01 | 0.00 | (869.77) | 0.00 | 0.00 | 16,129.24 | | 16,129.24 |
| Subtotal | 100.00% | 36,231.89 | 0.00 | 612.07 | 0.00 | 0.00 | 36,843.96 | 100.00% | 36,843.96 |
| Scheduled Withdrawal Account - 3 | | | | | | | | | |
| M Large Cap Growth | 50.00% | 19,232.88 | 0.00 | 1,481.84 | 0.00 | 0.00 | 20,714.72 | | 20,714.72 |
| Small Cap Opportunities Trust | 50.00% | 16,999.01 | 0.00 | (869.77) | 0.00 | 0.00 | 16,129.24 | | 16,129.24 |
| Subtotal | 100.00% | 36,231.89 | 0.00 | 612.07 | 0.00 | 0.00 | 36,843.96 | 100.00% | 36,843.96 |
| Scheduled Withdrawal Account - 4 | | | | | | | | | |
| M Large Cap Growth | 50.00% | 19,232.88 | 0.00 | 1,481.84 | 0.00 | 0.00 | 20,714.72 | | 20,714.72 |
| Small Cap Opportunities Trust | 50.00% | 16,999.01 | 0.00 | (869.77) | 0.00 | 0.00 | 16,129.24 | | 16,129.24 |
| Subtotal | 100.00% | 36,231.89 | 0.00 | 612.07 | 0.00 | 0.00 | 36,843.96 | 100.00% | 36,843.96 |
| TOTAL | | 499,939.83 | 0.00 | 8,291.17 | 0.00 | 0.00 | 508,231.00 | | 441,759.56 |

Distribution Election Summary

| Distribution Type | Account | First Scheduled Payment | Next Scheduled Payment | Distribution Method | Installments | Frequency | Remaining * Installments |
|------------------------------------|----------------------------------|-------------------------|------------------------|---------------------|--------------|-----------|--------------------------|
| Scheduled Withdrawal | Scheduled Withdrawal Account - 1 | 01/01/2020 | | Lump Sum | 1 | Annually | 1 |
| | Scheduled Withdrawal Account - 2 | 01/01/2025 | | Installments | 5 | Annually | 5 |
| | Scheduled Withdrawal Account - 3 | 01/01/2027 | | Installments | 5 | Annually | 5 |
| | Scheduled Withdrawal Account - 4 | 01/01/2029 | | Installments | 5 | Annually | 5 |
| Separation from Service | Employee Deferral Account | | | Installments | 5 | Annually | 5 |
| | Employer Match Account | | | Installments | 5 | Annually | 5 |
| Contingent Separation from Service | Scheduled Withdrawal Account - 1 | | | Installments | 5 | Annually | 5 |
| | Scheduled Withdrawal Account - 2 | | | Installments | 5 | Annually | 5 |
| | Scheduled Withdrawal Account - 3 | | | Installments | 5 | Annually | 5 |
| | Scheduled Withdrawal Account - 4 | | | Installments | 5 | Annually | 5 |
| Change in Control | Employee Deferral Account | | | Lump Sum | 1 | Annually | 1 |
| | Employer Match Account | | | Lump Sum | 1 | Annually | 1 |
| | Scheduled Withdrawal Account - 1 | | | Lump Sum | 1 | Annually | 1 |
| | Scheduled Withdrawal Account - 2 | | | Lump Sum | 1 | Annually | 1 |
| | Scheduled Withdrawal Account - 3 | | | Lump Sum | 1 | Annually | 1 |
| | Scheduled Withdrawal Account - 4 | | | Lump Sum | 1 | Annually | 1 |
| | | | | | Lump Sum | 1 | Annually |
| Disability | Employee Deferral Account | | | Installments | 5 | Annually | 5 |
| | Employer Match Account | | | Installments | 5 | Annually | 5 |
| | Scheduled Withdrawal Account - 1 | | | Installments | 5 | Annually | 5 |
| | Scheduled Withdrawal Account - 2 | | | Installments | 5 | Annually | 5 |
| | Scheduled Withdrawal Account - 3 | | | Installments | 5 | Annually | 5 |
| | Scheduled Withdrawal Account - 4 | | | Installments | 5 | Annually | 5 |
| | | | | | Installments | 5 | Annually |
| Death | Employee Deferral Account | | | Installments | 5 | Annually | 5 |
| | Employer Match Account | | | Installments | 5 | Annually | 5 |
| | Scheduled Withdrawal Account - 1 | | | Installments | 5 | Annually | 5 |
| | Scheduled Withdrawal Account - 2 | | | Installments | 5 | Annually | 5 |
| | Scheduled Withdrawal Account - 3 | | | Installments | 5 | Annually | 5 |
| | Scheduled Withdrawal Account - 4 | | | Installments | 5 | Annually | 5 |
| | | | | | Installments | 5 | Annually |

* Includes installment on Next Scheduled Payment date shown.

Upcoming Distribution Summary

| Account | Projected Distribution | Scheduled Valuation | Current Valuation | Frequency | Installments | Remaining Installments ⁽¹⁾ | Total Balance ⁽²⁾ | Vested Balance ⁽³⁾ | Projected Distribution Amount ⁽⁴⁾ |
|----------------------------------|------------------------|---------------------|-------------------|-----------|--------------|---------------------------------------|------------------------------|-------------------------------|--|
| Scheduled Withdrawal Account - 1 | 01/01/2020 | 01/01/2020 | 12/31/2015 | Annually | 1 | 0 | 45,567.84 | 45,567.84 | 45,567.84 * |
| | | | | | | | <u>Total on 01/01/2020:</u> | | <u>45,567.84</u> |

* Indicates that the Projected Distribution Amount is a current estimate only and will be recalculated based on the Vested Balance at a later date.

(1) Represents installments remaining after Projected Distribution date shown.

(2) Represents balance on the Current Valuation date minus any subsequent distributions (confirmed or projected) prior to the Projected Distribution date.

(3) Represents vested balance on the Current Valuation date minus any subsequent distributions (confirmed or projected) prior to the Projected Distribution date.

(4) Represents the Projected Distribution Amount on the Projected Distribution date if the account were 100% vested.

For current account information, please visit The Pangburn Group participant website at www.pangburngroup.com.

IMPORTANT: The values on this report represent a measure of your benefit under the Plan Sponsor's nonqualified plan. The values are determined by the investments described in the plan agreement and are considered estimates, not guarantees. The Plan Sponsor may or may not actually hold or set aside these investments. At any point in time, actual values can and will vary. All questions concerning your plan(s) should be directed to your Plan Administrator (see plan document(s) for exact details).

The Pangburn Group cannot and does not engage in the practice of law or accounting. Consequently, the information provided here is not intended to present an opinion on legal, tax, accounting or investment matters. Please consult professional advisors for legal, tax, accounting or investment advice, as applicable, before taking any action based on this information.

Sample Client - Executive Deferred Compensation Plan

Benefit Statement for the Period January 1, 2015 to December 31, 2015

John Smith

Contact Information

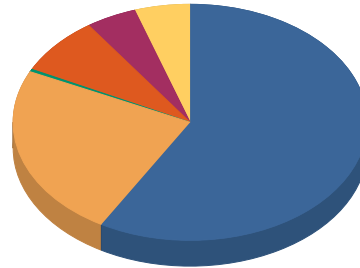
John Smith
PO Box 900
301 Major Parkway
New Roads, LA 70760

Participant Profile

Date of Birth 01/01/1955
Date of Hire 01/01/2000
Plan Entry Date 01/01/2003
Status Active
Pre-Separation Survivor Benefit 750,000.00

Balances By Account

| | | |
|--|---------------------|---------------|
| Employee Deferral Account | \$428,202.61 | 58.4% |
| Employer Match Account | \$173,767.71 | 23.7% |
| European Vacation | \$2,618.91 | 0.4% |
| Jane's College Fund | \$57,942.97 | 7.9% |
| Scheduled Withdrawal Account - 1 | \$33,884.00 | 4.6% |
| Scheduled Withdrawal Account - 4: Paid 2 | \$37,265.94 | 5.1% |
| Total: | \$733,682.14 | 100.0% |



Account Overview

| | History 01/01/2003 12/31/2014 | Current 01/01/2015 12/31/2015 | Total 01/01/2003 12/31/2015 |
|------------------------|-------------------------------------|-------------------------------------|-----------------------------------|
| Beginning Balance | 0.00 | 560,275.11 | 0.00 |
| Employee Deferrals | 312,839.81 | 95,000.00 | 407,839.81 |
| Employer Contributions | 97,900.00 | 18,000.00 | 115,900.00 |
| Gains or (Losses) | 161,579.38 | 63,964.56 | 225,543.94 |
| Transfers | 0.00 | (0.01) | (0.01) |
| Distributions | (12,044.08) | (3,557.52) | (15,601.60) |
| Ending Balance | 560,275.11 | 733,682.14 | 733,682.14 |
| Vested Balance | 474,018.99 | 623,651.20 | 623,651.20 |

Beneficiary Information

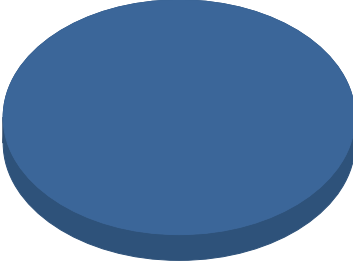
| Type | Name | Relationship | Percent |
|------------|------------|--------------|---------|
| Primary | Jane Smith | Spouse | 90.00% |
| | Jack Smith | Brother | 10.00% |
| Contingent | Jack Smith | Brother | 100.00% |

Contribution Summary

| | |
|-----------------------------|---------------------------|
| Amount of Last Contribution | 30,000.00 |
| Date of Last Contribution | 12/31/2015 |
| Since Plan Entry Date | Amount Percent |
| Employee Deferrals | 415,452.98 78.19% |
| Employer Contributions | 115,900.00 21.81% |
| TOTAL | 531,352.98 100.00% |

Deemed Investment Summary

| | |
|--------------------------------------|--------|
| ■ International Equity Index Trust B | 100.0% |
| Total: | 100.0% |



| Deemed Investment | Price | Shares | Balance | Percent |
|------------------------------------|---------|-------------|-------------------|----------------|
| International Equity Index Trust B | 42.7798 | 17,150.2003 | 733,682.14 | 100.00% |
| TOTAL | | | 733,682.14 | 100.00% |

Sample Client - Executive Deferred Compensation Plan

Benefit Statement for the Period January 1, 2015 to December 31, 2015

John Smith

Deemed Investment Activity

| Deemed Investment | Beginning Balance | Deferrals / Contributions | Gains or (Losses) | Transfers | Distributions | Ending Balance | Percent | Vested Balance |
|------------------------------------|-------------------|---------------------------|-------------------|--------------|---------------|----------------|---------|----------------|
| 500 Index Trust B | 140,271.24 | 10,625.00 | 12,207.89 | (160,430.48) | 2,673.65 | 0.00 | 0.00% | 0.00 |
| Active Bond Trust | 0.00 | 11,625.00 | 693.96 | (12,318.96) | 0.00 | 0.00 | 0.00% | 0.00 |
| Blue Chip Growth Trust | 0.00 | 0.00 | 4,483.51 | (4,483.51) | 0.00 | 0.00 | 0.00% | 0.00 |
| Global | 139,240.67 | 9,250.00 | 6,392.70 | (154,590.58) | 292.79 | 0.00 | 0.00% | 0.00 |
| Global Bond Trust | 0.00 | 36,250.00 | 5,558.68 | (41,808.68) | 0.00 | 0.00 | 0.00% | 0.00 |
| Health Sciences Trust | 0.00 | 0.00 | (1,611.45) | 1,611.45 | 0.00 | 0.00 | 0.00% | 0.00 |
| International Equity Index Trust B | 0.00 | 32,312.50 | 14,423.08 | 686,946.56 | 0.00 | 733,682.14 | 100.00% | 623,651.20 |
| International Small Company | 280,763.20 | 9,250.00 | 19,828.14 | (309,250.26) | 591.08 | 0.00 | 0.00% | 0.00 |
| Mid Cap Stock Trust | 0.00 | 687.50 | 4,394.45 | (5,081.95) | 0.00 | 0.00 | 0.00% | 0.00 |
| Mid Value Trust | 0.00 | 468.75 | 8.94 | (477.69) | 0.00 | 0.00 | 0.00% | 0.00 |
| Real Estate Securities Trust | 0.00 | 1,156.25 | (5,783.19) | 4,626.95 | 0.00 | 0.00 | 0.00% | 0.00 |
| Small Cap Growth Trust | 0.00 | 687.50 | 4,414.38 | (5,101.89) | 0.00 | 0.00 | 0.00% | 0.00 |
| Total Bond Market B | 0.00 | 687.50 | (1,513.11) | 825.61 | 0.00 | 0.00 | 0.00% | 0.00 |
| US Equity | 0.00 | 0.00 | 466.58 | (466.58) | 0.00 | 0.00 | 0.00% | 0.00 |
| TOTAL | 560,275.11 | 113,000.00 | 63,964.56 | (0.01) | 3,557.52 | 733,682.14 | 100.00% | 623,651.20 |

Sample Client - Executive Deferred Compensation Plan

Benefit Statement for the Period January 1, 2015 to December 31, 2015

John Smith

Detailed Account Activity

| Account | Current Allocation | Beginning Balance | Deferrals / Contributions | Gains or (Losses) | Transfers | Distributions | Ending Balance | Vesting | Vested Balance |
|------------------------------------|--------------------|-------------------|---------------------------|-------------------|--------------|---------------|----------------|---------|----------------|
| Employee Deferral Account | | | | | | | | | |
| 500 Index Trust B | 0.00% | 82,065.67 | 0.00 | 6,850.49 | (88,916.16) | 0.00 | 0.00 | | 0.00 |
| Active Bond Trust | 0.00% | 0.00 | 4,687.50 | 421.55 | (5,109.05) | 0.00 | 0.00 | | 0.00 |
| Blue Chip Growth Trust | 0.00% | 0.00 | 0.00 | 2,604.34 | (2,604.34) | 0.00 | 0.00 | | 0.00 |
| Global | 0.00% | 81,462.73 | 6,250.00 | 3,979.48 | (91,692.21) | 0.00 | 0.00 | | 0.00 |
| Global Bond Trust | 0.00% | 0.00 | 14,375.00 | 3,812.18 | (18,187.18) | 0.00 | 0.00 | | 0.00 |
| Health Sciences Trust | 0.00% | 0.00 | 0.00 | (1,611.45) | 1,611.45 | 0.00 | 0.00 | | 0.00 |
| International Equity Index Trust B | 100.00% | 0.00 | 30,312.50 | 8,166.50 | 389,723.61 | 0.00 | 428,202.61 | | 428,202.61 |
| International Small Company | 0.00% | 164,260.48 | 6,250.00 | 12,562.19 | (183,072.67) | 0.00 | 0.00 | | 0.00 |
| Mid Cap Stock Trust | 0.00% | 0.00 | 156.25 | 2,538.99 | (2,695.24) | 0.00 | 0.00 | | 0.00 |
| Real Estate Securities Trust | 0.00% | 0.00 | 156.25 | (3,355.94) | 3,199.69 | 0.00 | 0.00 | | 0.00 |
| Small Cap Growth Trust | 0.00% | 0.00 | 156.25 | 2,549.06 | (2,705.31) | 0.00 | 0.00 | | 0.00 |
| Total Bond Market B | 0.00% | 0.00 | 156.25 | (873.93) | 717.68 | 0.00 | 0.00 | | 0.00 |
| US Equity | 0.00% | 0.00 | 0.00 | 270.26 | (270.26) | 0.00 | 0.00 | | 0.00 |
| Subtotal | 100.00% | 327,788.88 | 62,500.00 | 37,913.72 | 0.01 | 0.00 | 428,202.61 | 100.00% | 428,202.61 |
| Employer Match Account | | | | | | | | | |
| 500 Index Trust B | 0.00% | 34,888.17 | 0.00 | 2,941.51 | (37,829.68) | 0.00 | 0.00 | | 0.00 |
| Active Bond Trust | 0.00% | 0.00 | 2,250.00 | 179.12 | (2,429.12) | 0.00 | 0.00 | | 0.00 |
| Blue Chip Growth Trust | 0.00% | 0.00 | 0.00 | 1,112.75 | (1,112.75) | 0.00 | 0.00 | | 0.00 |
| Global | 0.00% | 34,631.84 | 3,000.00 | 1,720.78 | (39,352.62) | 0.00 | 0.00 | | 0.00 |
| Global Bond Trust | 0.00% | 0.00 | 7,500.00 | 996.91 | (8,496.91) | 0.00 | 0.00 | | 0.00 |
| International Equity Index Trust B | 100.00% | 0.00 | 750.00 | 3,559.52 | 169,458.19 | 0.00 | 173,767.71 | | 63,736.77 |
| International Small Company | 0.00% | 69,831.23 | 3,000.00 | 5,394.18 | (78,225.41) | 0.00 | 0.00 | | 0.00 |
| Mid Cap Stock Trust | 0.00% | 0.00 | 375.00 | 1,102.04 | (1,477.04) | 0.00 | 0.00 | | 0.00 |
| Real Estate Securities Trust | 0.00% | 0.00 | 375.00 | (1,435.29) | 1,060.29 | 0.00 | 0.00 | | 0.00 |
| Small Cap Growth Trust | 0.00% | 0.00 | 375.00 | 1,108.25 | (1,483.25) | 0.00 | 0.00 | | 0.00 |
| Total Bond Market B | 0.00% | 0.00 | 375.00 | (379.72) | 4.72 | 0.00 | 0.00 | | 0.00 |
| US Equity | 0.00% | 0.00 | 0.00 | 116.43 | (116.43) | 0.00 | 0.00 | | 0.00 |
| Subtotal | 100.00% | 139,351.24 | 18,000.00 | 16,416.48 | (0.01) | 0.00 | 173,767.71 | 36.68% | 63,736.77 |

Sample Client - Executive Deferred Compensation Plan

Benefit Statement for the Period January 1, 2015 to December 31, 2015

John Smith

| Account | Current Allocation | Beginning Balance | Deferrals / Contributions | Gains or (Losses) | Transfers | Distributions | Ending Balance | Vesting | Vested Balance |
|------------------------------------|--------------------|-------------------|---------------------------|-------------------|-------------|---------------|----------------|---------|----------------|
| European Vacation | | | | | | | | | |
| 500 Index Trust B | 0.00% | 885.77 | 0.00 | 47.76 | (638.08) | 295.45 | 0.00 | | 0.00 |
| Active Bond Trust | 0.00% | 0.00 | 0.00 | 2.88 | (2.88) | 0.00 | 0.00 | | 0.00 |
| Blue Chip Growth Trust | 0.00% | 0.00 | 0.00 | 18.05 | (18.05) | 0.00 | 0.00 | | 0.00 |
| Global | 0.00% | 879.27 | 0.00 | 26.65 | (613.13) | 292.79 | 0.00 | | 0.00 |
| Global Bond Trust | 0.00% | 0.00 | 0.00 | 15.02 | (15.02) | 0.00 | 0.00 | | 0.00 |
| International Equity Index Trust B | 100.00% | 0.00 | 0.00 | 53.80 | 2,565.11 | 0.00 | 2,618.91 | | 2,618.91 |
| International Small Company | 0.00% | 1,772.94 | 0.00 | 88.33 | (1,270.19) | 591.08 | 0.00 | | 0.00 |
| Mid Cap Stock Trust | 0.00% | 0.00 | 0.00 | 17.56 | (17.56) | 0.00 | 0.00 | | 0.00 |
| Real Estate Securities Trust | 0.00% | 0.00 | 0.00 | (23.26) | 23.26 | 0.00 | 0.00 | | 0.00 |
| Small Cap Growth Trust | 0.00% | 0.00 | 0.00 | 17.61 | (17.61) | 0.00 | 0.00 | | 0.00 |
| Total Bond Market B | 0.00% | 0.00 | 0.00 | (6.04) | 6.04 | 0.00 | 0.00 | | 0.00 |
| US Equity | 0.00% | 0.00 | 0.00 | 1.87 | (1.87) | 0.00 | 0.00 | | 0.00 |
| Subtotal | 100.00% | 3,537.98 | 0.00 | 260.23 | 0.02 | 1,179.32 | 2,618.91 | 100.00% | 2,618.91 |
| Jane's College Fund | | | | | | | | | |
| 500 Index Trust B | 0.00% | 13,058.29 | 0.00 | 1,059.33 | (14,117.62) | 0.00 | 0.00 | | 0.00 |
| Active Bond Trust | 0.00% | 0.00 | 0.00 | 63.80 | (63.80) | 0.00 | 0.00 | | 0.00 |
| Blue Chip Growth Trust | 0.00% | 0.00 | 0.00 | 399.50 | (399.50) | 0.00 | 0.00 | | 0.00 |
| Global | 0.00% | 12,962.35 | 0.00 | 603.16 | (13,565.51) | 0.00 | 0.00 | | 0.00 |
| Global Bond Trust | 0.00% | 0.00 | 0.00 | 332.45 | (332.45) | 0.00 | 0.00 | | 0.00 |
| International Equity Index Trust B | 100.00% | 0.00 | 0.00 | 1,190.25 | 56,752.72 | 0.00 | 57,942.97 | | 57,942.97 |
| International Small Company | 0.00% | 26,137.12 | 0.00 | 1,965.75 | (28,102.87) | 0.00 | 0.00 | | 0.00 |
| Mid Cap Stock Trust | 0.00% | 0.00 | 0.00 | 388.23 | (388.23) | 0.00 | 0.00 | | 0.00 |
| Real Estate Securities Trust | 0.00% | 0.00 | 0.00 | (514.68) | 514.68 | 0.00 | 0.00 | | 0.00 |
| Small Cap Growth Trust | 0.00% | 0.00 | 0.00 | 389.63 | (389.64) | 0.00 | 0.00 | | 0.00 |
| Total Bond Market B | 0.00% | 0.00 | 0.00 | (133.60) | 133.60 | 0.00 | 0.00 | | 0.00 |
| US Equity | 0.00% | 0.00 | 0.00 | 41.40 | (41.40) | 0.00 | 0.00 | | 0.00 |
| Subtotal | 100.00% | 52,157.76 | 0.00 | 5,785.22 | (0.02) | 0.00 | 57,942.97 | 100.00% | 57,942.97 |
| Matthew's College Fund | | | | | | | | | |
| 500 Index Trust B | 100.00% | 586.30 | 0.00 | (14.36) | 1,806.26 | 2,378.20 | 0.00 | | 0.00 |
| Global | 0.00% | 582.00 | 0.00 | 5.06 | (587.06) | 0.00 | 0.00 | | 0.00 |
| International Small Company | 0.00% | 1,173.53 | 0.00 | 45.66 | (1,219.19) | 0.00 | 0.00 | | 0.00 |
| Subtotal | 100.00% | 2,341.83 | 0.00 | 36.36 | 0.01 | 2,378.20 | 0.00 | 100.00% | 0.00 |

Sample Client - Executive Deferred Compensation Plan

Benefit Statement for the Period January 1, 2015 to December 31, 2015

John Smith

| Account | Current Allocation | Beginning Balance | Deferrals / Contributions | Gains or (Losses) | Transfers | Distributions | Ending Balance | Vesting | Vested Balance |
|--|--------------------|-------------------|---------------------------|-------------------|-------------|---------------|----------------|---------|----------------|
| Scheduled Withdrawal Account - 1 | | | | | | | | | |
| 500 Index Trust B | 0.00% | 0.00 | 10,625.00 | 327.06 | (10,952.06) | 0.00 | 0.00 | | 0.00 |
| Active Bond Trust | 0.00% | 0.00 | 4,687.50 | 20.38 | (4,707.88) | 0.00 | 0.00 | | 0.00 |
| Blue Chip Growth Trust | 0.00% | 0.00 | 0.00 | 91.93 | (91.93) | 0.00 | 0.00 | | 0.00 |
| Global | 0.00% | 0.00 | 0.00 | 9.62 | (9.62) | 0.00 | 0.00 | | 0.00 |
| Global Bond Trust | 0.00% | 0.00 | 14,375.00 | 188.30 | (14,563.30) | 0.00 | 0.00 | | 0.00 |
| International Equity Index Trust B | 100.00% | 0.00 | 1,250.00 | 687.51 | 31,946.49 | 0.00 | 33,884.00 | | 33,884.00 |
| Mid Cap Stock Trust | 0.00% | 0.00 | 156.25 | 97.95 | (254.20) | 0.00 | 0.00 | | 0.00 |
| Mid Value Trust | 0.00% | 0.00 | 468.75 | 8.94 | (477.69) | 0.00 | 0.00 | | 0.00 |
| Real Estate Securities Trust | 0.00% | 0.00 | 625.00 | (123.00) | (502.00) | 0.00 | 0.00 | | 0.00 |
| Small Cap Growth Trust | 0.00% | 0.00 | 156.25 | 99.24 | (255.49) | 0.00 | 0.00 | | 0.00 |
| Total Bond Market B | 0.00% | 0.00 | 156.25 | (33.90) | (122.35) | 0.00 | 0.00 | | 0.00 |
| US Equity | 0.00% | 0.00 | 0.00 | 10.00 | (10.00) | 0.00 | 0.00 | | 0.00 |
| Subtotal | 100.00% | 0.00 | 32,500.00 | 1,384.03 | (0.03) | 0.00 | 33,884.00 | 100.00% | 33,884.00 |
| Scheduled Withdrawal Account - 4: Paid 2 | | | | | | | | | |
| 500 Index Trust B | 0.00% | 8,787.04 | 0.00 | 996.10 | (9,783.14) | 0.00 | 0.00 | | 0.00 |
| Active Bond Trust | 0.00% | 0.00 | 0.00 | 6.23 | (6.23) | 0.00 | 0.00 | | 0.00 |
| Blue Chip Growth Trust | 0.00% | 0.00 | 0.00 | 256.94 | (256.94) | 0.00 | 0.00 | | 0.00 |
| Global | 0.00% | 8,722.48 | 0.00 | 47.95 | (8,770.43) | 0.00 | 0.00 | | 0.00 |
| Global Bond Trust | 0.00% | 0.00 | 0.00 | 213.82 | (213.82) | 0.00 | 0.00 | | 0.00 |
| International Equity Index Trust B | 100.00% | 0.00 | 0.00 | 765.50 | 36,500.44 | 0.00 | 37,265.94 | | 37,265.94 |
| International Small Company | 0.00% | 17,587.90 | 0.00 | (227.97) | (17,359.93) | 0.00 | 0.00 | | 0.00 |
| Mid Cap Stock Trust | 0.00% | 0.00 | 0.00 | 249.68 | (249.68) | 0.00 | 0.00 | | 0.00 |
| Real Estate Securities Trust | 0.00% | 0.00 | 0.00 | (331.02) | 331.03 | 0.00 | 0.00 | | 0.00 |
| Small Cap Growth Trust | 0.00% | 0.00 | 0.00 | 250.59 | (250.59) | 0.00 | 0.00 | | 0.00 |
| Total Bond Market B | 0.00% | 0.00 | 0.00 | (85.92) | 85.92 | 0.00 | 0.00 | | 0.00 |
| US Equity | 0.00% | 0.00 | 0.00 | 26.62 | (26.62) | 0.00 | 0.00 | | 0.00 |
| Subtotal | 100.00% | 35,097.42 | 0.00 | 2,168.52 | 0.01 | 0.00 | 37,265.94 | 100.00% | 37,265.94 |
| TOTAL | | 560,275.11 | 113,000.00 | 63,964.56 | (0.01) | 3,557.52 | 733,682.14 | | 623,651.20 |

Distribution Election Summary

| Distribution Type | Account | First Scheduled Payment | Next Scheduled Payment | Distribution Method | Installments | Frequency | Remaining * Installments |
|------------------------------------|--|-------------------------|------------------------|---------------------|--------------|-----------|--------------------------|
| Scheduled Withdrawal | European Vacation | 01/01/2015 | 01/01/2016 | Installments | 3 | Annually | 2 |
| | Jane's College Fund | 01/01/2016 | | Installments | 5 | Annually | 5 |
| | Scheduled Withdrawal Account - 1 | 01/01/2025 | | Installments | 20 | Quarterly | 20 |
| | Scheduled Withdrawal Account - 4: Paid 2 | 04/01/2016 | | Installments | 3 | Annually | 3 |
| Separation from Service | Employee Deferral Account | | | Installments | 10 | Annually | 10 |
| | Employer Match Account | | | Installments | 10 | Annually | 10 |
| Contingent Separation from Service | European Vacation | | | Installments | 10 | Annually | 10 |
| | Jane's College Fund | | | Installments | 10 | Annually | 10 |
| | Scheduled Withdrawal Account - 1 | | | Installments | 10 | Annually | 10 |
| | Scheduled Withdrawal Account - 4: Paid 2 | | | Installments | 10 | Annually | 10 |
| Change in Control | Employee Deferral Account | | | Lump Sum | 1 | Annually | 1 |
| | Employer Match Account | | | Lump Sum | 1 | Annually | 1 |
| | European Vacation | | | Lump Sum | 1 | Annually | 1 |
| | Jane's College Fund | | | Lump Sum | 1 | Annually | 1 |
| | Scheduled Withdrawal Account - 1 | | | Lump Sum | 1 | Annually | 1 |
| | Scheduled Withdrawal Account - 4: Paid 2 | | | Lump Sum | 1 | Annually | 1 |
| | | | | Lump Sum | 1 | Annually | 1 |
| Disability | Employee Deferral Account | | | Lump Sum | 1 | Annually | 1 |
| | Employer Match Account | | | Lump Sum | 1 | Annually | 1 |
| | European Vacation | | | Lump Sum | 1 | Annually | 1 |
| | Jane's College Fund | | | Lump Sum | 1 | Annually | 1 |
| | Scheduled Withdrawal Account - 1 | | | Lump Sum | 1 | Annually | 1 |
| | Scheduled Withdrawal Account - 4: Paid 2 | | | Lump Sum | 1 | Annually | 1 |
| | | | | Lump Sum | 1 | Annually | 1 |
| Death | Employee Deferral Account | | | Lump Sum | 1 | Annually | 1 |
| | Employer Match Account | | | Lump Sum | 1 | Annually | 1 |
| | European Vacation | | | Lump Sum | 1 | Annually | 1 |
| | Jane's College Fund | | | Lump Sum | 1 | Annually | 1 |
| | Scheduled Withdrawal Account - 1 | | | Lump Sum | 1 | Annually | 1 |
| | Scheduled Withdrawal Account - 4: Paid 2 | | | Lump Sum | 1 | Annually | 1 |
| | | | | Lump Sum | 1 | Annually | 1 |

* Includes installment on Next Scheduled Payment date shown.

Upcoming Distribution Summary

| Account | Projected Distribution | Scheduled Valuation | Current Valuation | Frequency | Installments | Remaining Installments ⁽¹⁾ | Total Balance ⁽²⁾ | Vested Balance ⁽³⁾ | Projected Distribution Amount ⁽⁴⁾ |
|--|------------------------|---------------------|-------------------|-----------|--------------|---------------------------------------|------------------------------|-------------------------------|--|
| Jane's College Fund | 01/01/2017 | 01/01/2017 | 12/31/2015 | Annually | 5 | 3 | 57,942.97 | 57,942.97 | 14,485.74 * |
| European Vacation | 01/01/2017 | 01/01/2017 | 12/31/2015 | Annually | 3 | 0 | 2,618.91 | 2,618.91 | 2,618.91 * |
| | | | | | | | <u>Total on 01/01/2017:</u> | | <u>17,104.65</u> |
| Scheduled Withdrawal Account - 4: Paid 2 | 04/01/2017 | 01/01/2017 | 12/31/2015 | Annually | 3 | 1 | 37,265.94 | 37,265.94 | 18,632.97 * |
| | | | | | | | <u>Total on 04/01/2017:</u> | | <u>18,632.97</u> |
| Jane's College Fund | 01/01/2018 | 01/01/2018 | 12/31/2015 | Annually | 5 | 2 | 43,457.23 | 43,457.23 | 14,485.74 * |
| | | | | | | | <u>Total on 01/01/2018:</u> | | <u>14,485.74</u> |
| Scheduled Withdrawal Account - 4: Paid 2 | 04/01/2018 | 01/01/2018 | 12/31/2015 | Annually | 3 | 0 | 18,632.97 | 18,632.97 | 18,632.97 * |
| | | | | | | | <u>Total on 04/01/2018:</u> | | <u>18,632.97</u> |
| Jane's College Fund | 01/01/2019 | 01/01/2019 | 12/31/2015 | Annually | 5 | 1 | 28,971.49 | 28,971.49 | 14,485.74 * |
| | | | | | | | <u>Total on 01/01/2019:</u> | | <u>14,485.74</u> |
| Jane's College Fund | 01/01/2020 | 01/01/2020 | 12/31/2015 | Annually | 5 | 0 | 14,485.75 | 14,485.75 | 14,485.74 * |
| | | | | | | | <u>Total on 01/01/2020:</u> | | <u>14,485.74</u> |

* Indicates that the Projected Distribution Amount is a current estimate only and will be recalculated based on the Vested Balance at a later date.

(1) Represents installments remaining after Projected Distribution date shown.

(2) Represents balance on the Current Valuation date minus any subsequent distributions (confirmed or projected) prior to the Projected Distribution date.

(3) Represents vested balance on the Current Valuation date minus any subsequent distributions (confirmed or projected) prior to the Projected Distribution date.

(4) Represents the Projected Distribution Amount on the Projected Distribution date if the account were 100% vested.

For current account information, please visit The Pangburn Group participant website at www.pangburngroup.com.

IMPORTANT: The values on this report represent a measure of your benefit under the Plan Sponsor's nonqualified plan. The values are determined by the investments described in the plan agreement and are considered estimates, not guarantees. The Plan Sponsor may or may not actually hold or set aside these investments. At any point in time, actual values can and will vary. All questions concerning your plan(s) should be directed to your Plan Administrator (see plan document(s) for exact details).

The Pangburn Group cannot and does not engage in the practice of law or accounting. Consequently, the information provided here is not intended to present an opinion on legal, tax, accounting or investment matters. Please consult professional advisors for legal, tax, accounting or investment advice, as applicable, before taking any action based on this information.